

Scaled data based on original data using  
LM-79-08 Approved Method: Electrical and Photometric Measurements of Solid-  
State Lighting Products

Test Report Prepared for  
Cooper Lighting Solutions  
(formerly Eaton)

Brand: McGRAW-EDISON

Report Number: P385872

Luminaire Tested: **GWC-SA1C-722-U-T4W-HSS**

Issue Date: 3/3/2020

**Test Information**

Test Method: LM-79-08  
Report Number: P385872  
TEST IS SCALED FROM IESNA LM-79-08 TEST DATA (G2-1903-205-19)  
Test Lab: INNOVATION CENTER  
Issue Date: 3/3/2020  
Manufacturer: COOPER LIGHTING SOLUTIONS (FORMERLY EATON)  
Product Line: MCGRAW-EDISON  
Catalog Number: GWC-SA1C-722-U-T4W-HSS  
Description: GALLEON WALL LUMINAIRE  
(1) 70 CRI, 2200K, 1050mA LIGHTSQUARE WITH 16 LEDS AND TYPE IV WIDE OPTICS WITH HOUSE SIDE SHIELD  
Light Source: -  
Ballast/Driver: ELECTRONIC DRIVER

**Summary**

Lumens per Lamp: N/A  
Luminaire Lumens: 4026 lumens  
Efficiency: N/A  
Efficacy: 69.4 lumens/watt  
Luminous Opening: Rectangular (W 0.5' x L: 0.5' x H: 0')  
IES Classification: Type IV - Short  
BUG Rating: B0 - U0 - G2

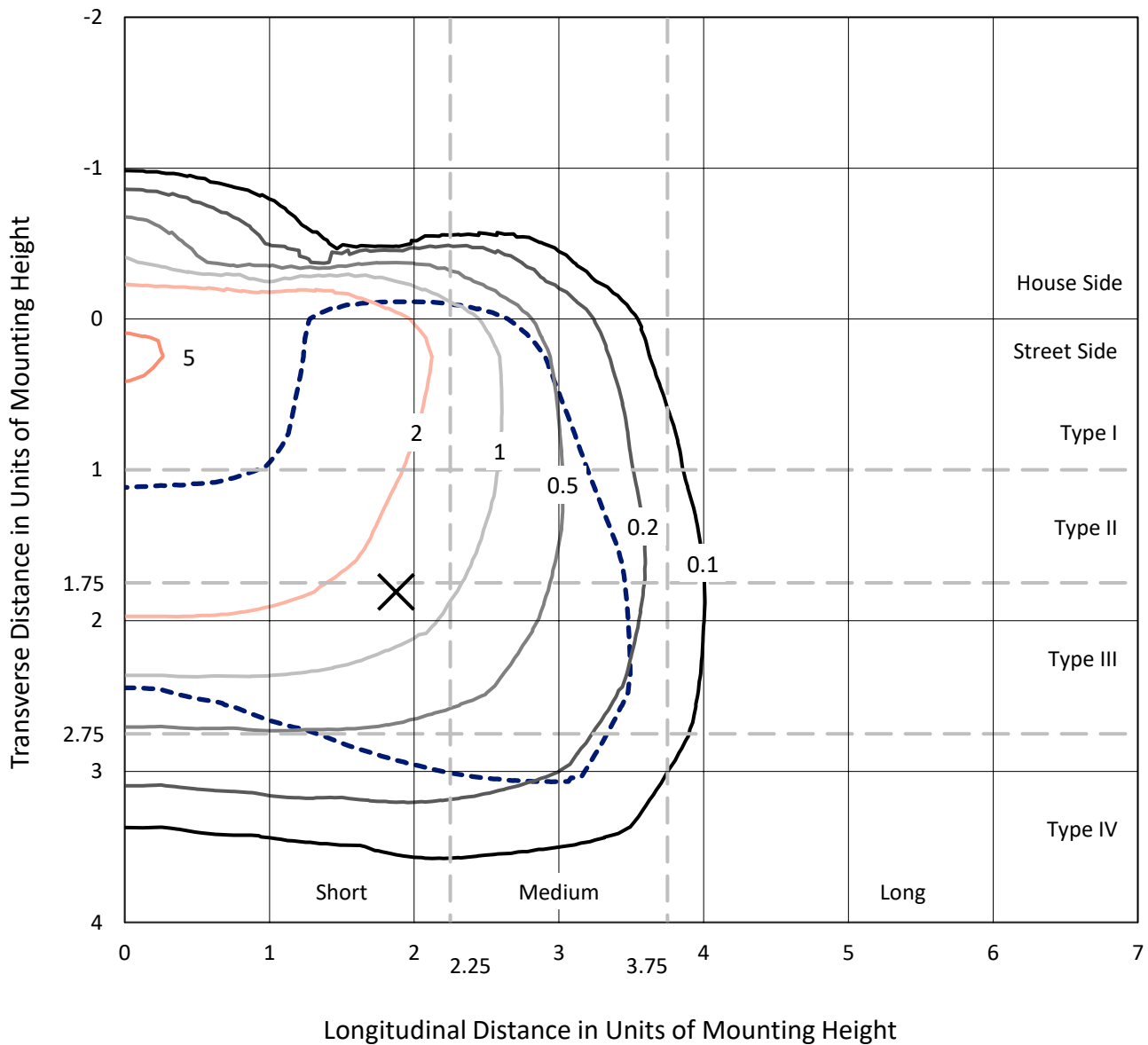
Input Watts (W): 58  
Input Voltage (V): NR  
Input Current (Ain): NR  
Voltage Rise (V): NR  
Power Factor: NR  
Total Harmonic Distortion (THDi): NR  
Frequency (hertz): 60  
Stabilization Time: NR  
Operation Time: NR  
Ambient Temperature (°C): NR  
Test Distance: 24 FT



REPORT NUMBER: P385872  
 CATALOG NUMBER: GWC-SA1C-722-U-T4W-HSS

### Iso-Footcandle Lines of Horizontal Illumination

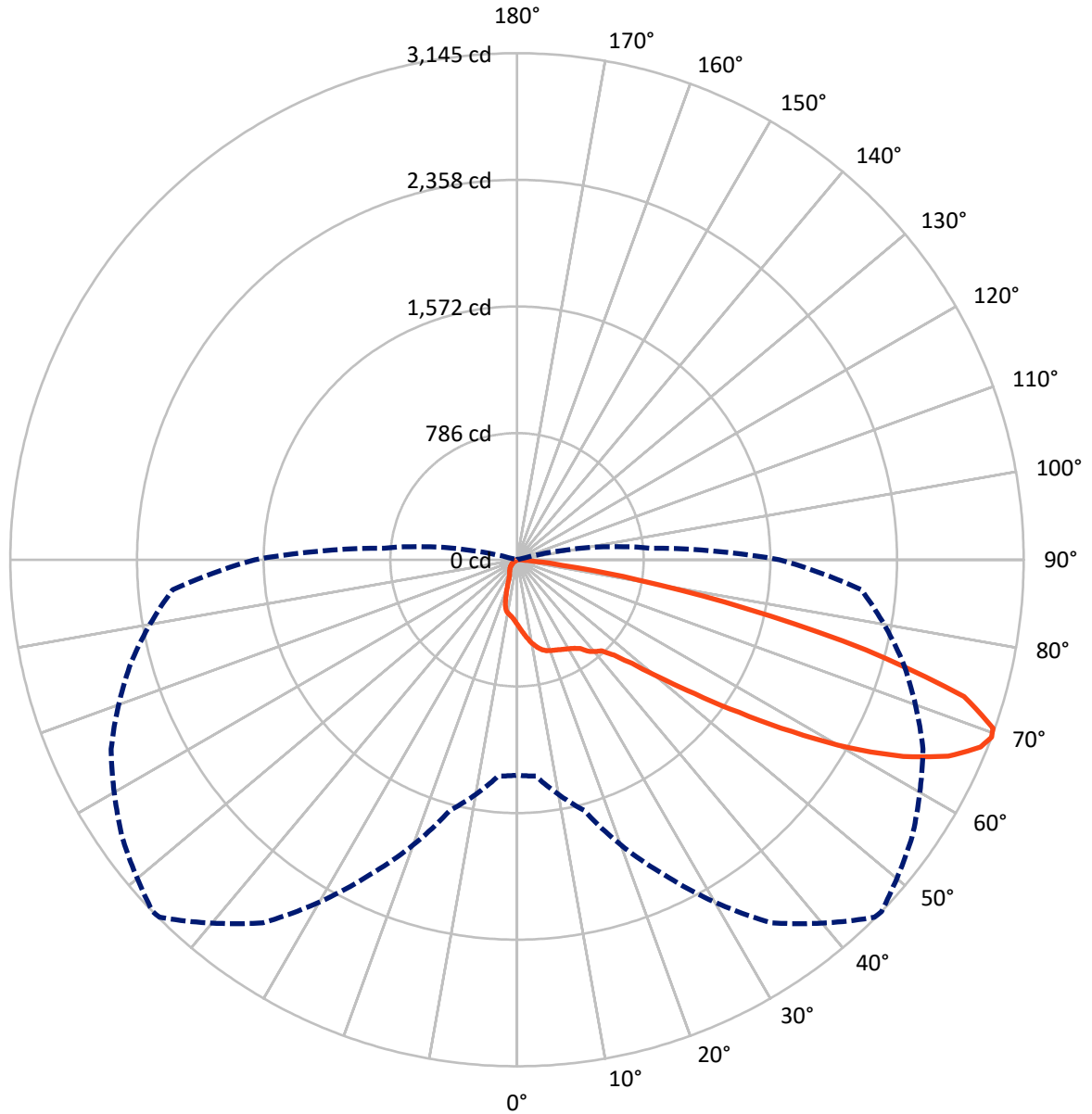
✕ Max cd  
 - - - 1/2 Max cd



Based on 10 foot mounting height. Maximum calculated value = 5.9 fc  
 Type IV - Short - N/A

REPORT NUMBER: P385872  
CATALOG NUMBER: GWC-SA1C-722-U-T4W-HSS

### Luminous Intensity Polar Plot



— Vertical Plane Through 46-Deg Lateral    - - - Horizontal Cone Through 69-Deg Vertical

REPORT NUMBER: P385872

CATALOG NUMBER: GWC-SA1C-722-U-T4W-HSS

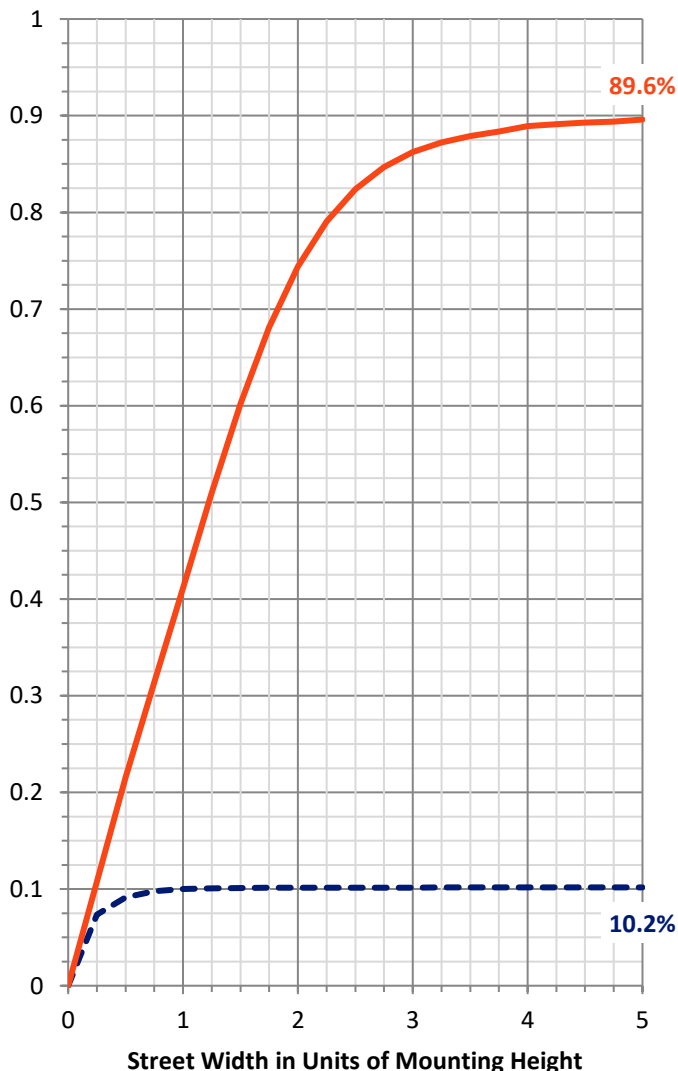
**FLUX DISTRIBUTION:**

		Downward	Upward	Total
<b>House Side</b>	Lumens	413.2	0.0	413.2
	% Fixture	10.3	0.0	10.3
<b>Street Side</b>	Lumens	3612.8	0.0	3612.8
	% Fixture	89.7	0.0	89.7
<b>Total</b>	Lumens	4026.0	0.0	4026.0
	% Fixture	100.0	0.0	100.0

**ZONAL LUMENS:**

Zone	Lumens	% Fixture
0°-10°	40.2	1.0
10°-20°	121.8	3.0
20°-30°	191.6	4.8
30°-40°	274.7	6.8
40°-50°	474.8	11.8
50°-60°	938.0	23.3
60°-70°	1310.9	32.6
70°-80°	633.3	15.7
80°-90°	40.7	1.0
90°-100°	0.0	0.0
100°-110°	0.0	0.0
110°-120°	0.0	0.0
120°-130°	0.0	0.0
130°-140°	0.0	0.0
140°-150°	0.0	0.0
150°-160°	0.0	0.0
160°-170°	0.0	0.0
170°-180°	0.0	0.0
0°-90°	4026.0	100.0
0°-180°	4026.0	100.0

**Coefficient of Utilization**



REPORT NUMBER: P385872

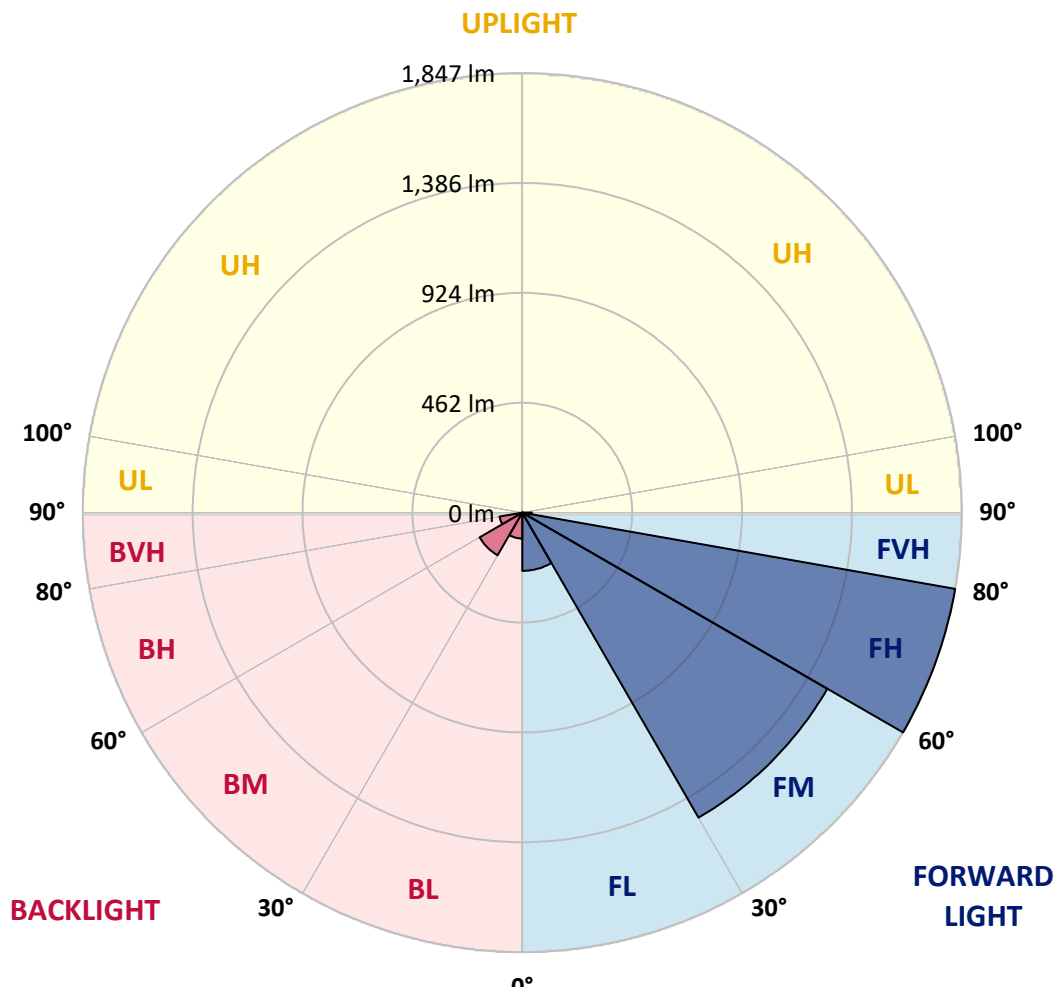
CATALOG NUMBER: GWC-SA1C-722-U-T4W-HSS

**LUMINAIRE CLASSIFICATION SYSTEM LUMEN TABLE AND BUG RATING:**

Zone	Lumens	% Fixture	Zone Rating/Lumen Limit		
			B	U	G
FL (0°-30°)	244.6	6.1			
FM (30°-60°)	1480.4	36.8			
FH (60°-80°)	1847.4	45.9			G2/5000
FVH (80°-90°)	40.4	1.0			G1/100
BL (0°-30°)	108.9	2.7	B0/110		
BM (30°-60°)	207.1	5.1	B0/220		
BH (60°-80°)	96.9	2.4	B0/110		G0/110
BVH (80°-90°)	0.3	0.0			G0/10
UL (90°-100°)	0.0	0.0		U0/0	
UH (100°-180°)	0.0	0.0		U0/0	

**BUG Rating: B0-U0-G2**

Type IV Short





REPORT NUMBER: P385872

CATALOG NUMBER: GWC-SA1C-722-U-T4W-HSS

**CANDELA DISTRIBUTION (FULL):**

	0°	5°	15°	25°	35°	45°	46°	55°	65°	75°	85°
0°	403.4	403.4	403.4	403.4	403.4	403.4	403.4	403.4	403.4	403.4	403.4
2.5°	448.1	447.6	444.9	443.8	437.4	433.6	432.1	427.4	420.6	413.8	406.2
5°	499.1	498.9	494.0	489.3	477.2	465.9	463.8	452.8	437.6	423.2	408.9
7.5°	551.2	548.7	543.8	534.8	517.2	499.1	497.4	481.9	460.2	439.4	418.9
10°	595.4	593.9	587.4	573.7	553.1	532.5	530.4	511.4	486.8	461.3	435.1
12.5°	629.7	628.6	620.1	602.9	581.0	559.7	556.9	539.9	513.6	485.1	454.2
15°	650.7	650.1	639.7	621.4	599.9	581.4	578.9	564.0	539.7	509.9	474.9
17.5°	655.6	655.8	645.0	626.5	608.8	595.6	593.7	582.3	562.0	532.3	495.7
20°	644.6	646.9	637.3	621.2	610.3	603.3	601.8	595.0	577.8	549.9	512.3
22.5°	629.2	630.3	623.7	612.9	608.4	609.7	609.0	605.2	590.6	565.0	528.7
25°	619.7	619.7	615.8	606.7	609.7	617.8	618.0	617.3	605.7	583.5	548.7
27.5°	619.3	618.2	613.7	606.9	615.2	627.6	628.4	633.5	626.3	605.9	573.7
30°	634.4	633.1	623.5	614.6	625.2	638.6	640.5	651.6	648.0	630.3	601.4
32.5°	669.7	665.0	643.7	629.2	637.1	653.1	655.6	673.3	679.0	660.3	628.2
35°	718.1	703.1	672.4	656.7	657.5	674.3	676.5	702.6	719.4	687.9	649.0
37.5°	784.7	777.3	727.3	685.4	688.8	714.3	720.9	749.2	744.5	703.0	672.6
40°	930.8	919.3	866.1	765.8	718.8	746.8	748.8	763.9	764.3	737.1	721.6
42.5°	1129.8	1125.0	1069.0	911.7	777.9	768.5	772.2	797.7	826.2	809.2	808.5
45°	1350.0	1347.6	1288.1	1105.4	897.4	839.6	844.3	878.5	933.1	936.8	960.8
47.5°	1527.3	1526.2	1492.0	1321.5	1080.3	960.2	961.8	998.0	1093.9	1141.3	1179.6
50°	1688.9	1694.4	1667.4	1555.4	1329.5	1149.2	1145.6	1169.8	1323.8	1401.4	1449.0
52.5°	1913.5	1921.2	1845.6	1773.6	1590.9	1383.6	1380.8	1406.1	1600.2	1658.3	1666.8
55°	2111.9	2098.7	2038.8	2018.1	1909.7	1673.2	1672.5	1694.7	1867.4	1892.2	1907.8
57.5°	2199.5	2194.4	2223.3	2270.8	2243.7	2015.4	2013.7	1996.8	2106.6	2109.3	2157.4
60°	2254.8	2261.0	2349.6	2496.2	2564.0	2383.7	2372.8	2269.1	2335.0	2329.2	2380.7
62.5°	2213.3	2225.5	2384.9	2629.3	2803.7	2705.2	2689.7	2518.7	2530.2	2510.0	2558.0
65°	1992.8	2011.9	2272.9	2604.2	2922.6	2956.4	2940.8	2739.0	2685.2	2652.0	2625.3
67.5°	1618.1	1629.4	1902.0	2385.8	2869.0	3106.3	3103.1	2932.1	2802.2	2628.0	2421.5
69°	1337.2	1348.3	1610.7	2155.9	2751.1	3138.4	3144.6	2994.0	2779.9	2482.3	2145.5
70°	1132.6	1144.5	1388.9	1958.8	2614.2	3123.5	3134.6	2988.1	2716.1	2313.5	1903.3
72.5°	594.0	604.2	855.1	1349.5	2131.2	2868.1	2901.9	2735.6	2302.4	1680.2	1125.4
75°	186.7	192.5	333.9	705.4	1459.2	2230.1	2237.8	2145.9	1634.9	924.2	468.7
77.5°	71.2	69.5	111.2	259.9	737.7	1404.2	1451.6	1341.0	857.9	326.8	108.2
80°	38.3	38.5	57.8	107.6	315.6	721.6	761.7	649.9	304.9	101.9	24.9
82.5°	16.6	17.4	32.5	57.0	145.0	266.2	286.2	238.2	116.5	68.5	9.2
85°	3.6	4.0	15.7	31.0	59.1	74.8	78.3	77.2	74.2	53.2	3.6
87.5°	0.0	0.0	7.0	11.1	14.9	17.0	14.9	19.4	41.0	35.9	1.9
90°	0.0	0.0	0.0	0.0	0.0	0.0	0.0	0.0	0.0	0.0	0.0



REPORT NUMBER: P385872

CATALOG NUMBER: GWC-SA1C-722-U-T4W-HSS

**CANDELA DISTRIBUTION (continued):**

	90°	95°	105°	115°	125°	135°	145°	155°	165°	175°	180°
0°	403.4	403.4	403.4	403.4	403.4	403.4	403.4	403.4	403.4	403.4	403.4
2.5°	403.8	400.4	394.5	388.1	383.6	378.9	375.1	373.4	371.5	370.2	371.9
5°	403.0	396.4	385.1	374.1	366.2	359.8	354.5	352.4	350.3	348.8	348.6
7.5°	409.6	400.4	383.0	367.0	354.7	346.0	338.8	335.8	333.4	332.2	331.3
10°	422.3	410.4	387.2	366.2	350.3	335.6	320.1	308.3	300.5	296.9	295.6
12.5°	438.7	423.8	395.1	370.2	347.1	318.8	286.0	257.7	239.4	233.3	229.7
15°	457.9	439.4	405.5	375.3	335.4	283.7	228.0	191.0	174.0	170.6	166.9
17.5°	476.4	456.1	417.9	376.2	309.8	226.7	167.1	142.0	135.3	137.6	138.2
20°	492.7	472.5	430.2	367.9	263.1	170.1	129.3	123.1	125.5	129.9	130.6
22.5°	509.1	488.3	441.5	346.0	203.5	129.1	116.5	118.0	120.4	124.8	125.5
25°	529.1	507.6	452.1	305.8	152.7	109.9	110.6	112.9	115.3	119.3	119.7
27.5°	552.1	531.9	459.1	253.5	113.3	101.0	103.4	106.8	109.3	113.1	113.8
30°	582.7	564.0	461.3	199.3	94.9	93.1	94.2	98.3	101.9	105.3	105.9
32.5°	611.4	595.7	453.8	150.4	88.0	85.7	85.7	88.2	92.3	95.5	96.3
35°	637.8	627.6	429.6	110.0	82.7	78.9	77.0	77.0	79.7	82.3	83.1
37.5°	672.8	672.4	390.6	87.8	77.6	73.2	69.3	66.3	65.3	65.9	66.3
40°	732.6	733.2	339.6	78.7	73.2	67.4	61.3	55.9	50.8	49.1	48.9
42.5°	826.0	817.5	286.2	74.4	69.5	61.3	52.3	44.9	37.0	34.5	34.4
45°	974.4	924.0	229.5	70.4	65.5	54.6	43.2	33.2	26.8	24.9	24.9
47.5°	1190.5	1063.9	177.8	66.1	60.2	46.8	32.7	24.0	19.6	18.7	18.9
50°	1414.0	1200.9	136.3	60.6	53.8	38.7	24.2	17.4	14.9	14.9	15.1
52.5°	1612.2	1301.3	106.3	54.7	45.9	30.4	18.3	13.6	12.5	12.3	12.5
55°	1797.8	1366.1	81.4	47.9	36.4	22.7	14.0	11.1	10.4	10.0	9.8
57.5°	1976.7	1398.2	61.0	38.7	26.4	16.4	11.1	9.4	8.7	8.1	7.9
60°	2095.9	1372.1	41.9	28.5	18.3	11.9	9.2	8.1	7.2	6.6	6.4
62.5°	2163.1	1301.0	27.0	20.6	13.0	8.9	7.4	6.8	5.5	4.9	4.9
65°	2135.9	1183.6	18.9	14.7	9.4	6.6	5.5	5.5	4.0	3.2	3.0
67.5°	1892.7	999.9	14.3	10.9	6.8	4.9	4.2	4.7	2.5	1.5	1.5
69°	1628.5	828.7	12.3	9.1	5.7	4.0	3.6	4.3	1.7	1.1	0.9
70°	1415.4	714.9	11.1	7.9	4.7	3.4	3.2	4.2	1.7	0.9	0.8
72.5°	846.8	398.7	8.5	5.7	3.0	2.6	2.6	4.7	1.7	0.9	0.8
75°	342.2	140.4	6.2	4.0	2.3	2.3	3.2	6.0	1.5	0.8	0.6
77.5°	77.6	30.8	3.6	2.5	1.5	2.3	3.8	4.7	0.9	0.4	0.0
80°	18.9	7.6	2.3	1.5	0.9	1.7	2.8	2.6	0.2	0.0	0.0
82.5°	6.2	2.6	0.9	0.8	0.2	0.6	1.3	0.8	0.0	0.0	0.0
85°	2.6	1.5	0.4	0.2	0.0	0.0	0.2	0.0	0.0	0.0	0.0
87.5°	1.7	0.6	0.0	0.0	0.0	0.0	0.0	0.0	0.0	0.0	0.0
90°	0.0	0.0	0.0	0.0	0.0	0.0	0.0	0.0	0.0	0.0	0.0



Signify Classified - Internal  
Cooper Lighting Solutions Photometric Lab  
1121 Highway 74 South  
Peachtree City, GA 30269

Scaled Data Report



Report Generated By 670245982

Signify Classified - Internal  
Cooper Lighting Solutions Photometric Lab  
1121 Highway 74 South  
Peachtree City, GA 30269

Scaled Data Report



Signify Classified - Internal  
Cooper Lighting Solutions Photometric Lab  
1121 Highway 74 South  
Peachtree City, GA 30269

Scaled Data Report



Signify Classified - Internal  
Cooper Lighting Solutions Photometric Lab  
1121 Highway 74 South  
Peachtree City, GA 30269

Scaled Data Report



Signify Classified - Internal  
Cooper Lighting Solutions Photometric Lab  
1121 Highway 74 South  
Peachtree City, GA 30269

Scaled Data Report



--- HS — SS

Signify Classified - Internal  
Cooper Lighting Solutions Photometric Lab  
1121 Highway 74 South  
Peachtree City, GA 30269

Scaled Data Report



u

Signify Classified - Internal  
Cooper Lighting Solutions Photometric Lab  
1121 Highway 74 South  
Peachtree City, GA 30269

Scaled Data Report



Signify Classified - Internal  
Cooper Lighting Solutions Photometric Lab  
1121 Highway 74 South  
Peachtree City, GA 30269

Scaled Data Report



(END OF REPORT)